

**Câmara dos Deputados**

**30 Agosto 2023**

**Incorporação de Novas Tecnologias  
e Medicamentos**

Seminário de Integração dos Centros e Unidades Especializadas em  
Oncologia \_ CACONs e UNACONs

# FINANCIAMENTO DA SAÚDE NO BRASIL E NO MUNDO



<b>2022</b>	<b>CURRENT EXPENDITURE ON HEALTH</b> Current Prices _ Adapted _ R\$
<b>BRAZIL SUS</b>	<b>R\$ 1,941</b>
<b>BRASIL SAÚDE SUPLEMENTAR</b>	<b>R\$ 4,772</b>
<b>AUSTRALIA</b>	<b>R\$ 32,009</b>
<b>REINO UNIDO</b>	<b>R\$ 23,925</b>
<b>CANADA</b>	<b>R\$ 28,556</b>
<b>ESTADOS UNIDOS</b>	<b>R\$ 59,400</b>
<b>FRANÇA</b>	<b>R\$ 22,820</b>
<b>ALEMANHA</b>	<b>R\$ 28,966</b>
<b>DINAMARCA</b>	<b>R\$ 30,007</b>

<https://stats.oecd.org>

Adapted by Nelson Teich


# HEALTH CARE EXPENDITURE PER CAPITA IN 2020

World Bank	HC Expenditure per capita (US\$)
High Income	6,176
Upper Middle Income	527
Lower Middle Income	95
Low Income	34

World Bank accessed 2023 August 15<sup>th</sup>

<https://data.worldbank.org/indicator/SH.XPD.CHEX.PC.CD>

**EQUIDADE**



**UNIVERSALIDADE**

**INTEGRALIDADE**

# HORIZON SCANNING



# TRATAMENTO ONCOLÓGICO

- **Drogas para tratamento do Câncer em 2021**
- **Custo médio:      US\$ 283,000              R\$ 1.415.000**
- **Aumento de 57% em relação a 2017**
  
- **Medicamentos orais para cancer em 2021**
- **Custo médio:      US\$ 238,000              R\$ 1.190.000**

## 21 oncology novel active substances (NASs) were initially launched globally in 2022 with 176 total since 2013

Exhibit 25: Global oncology launches of novel active substances (NAS), 2013–2022

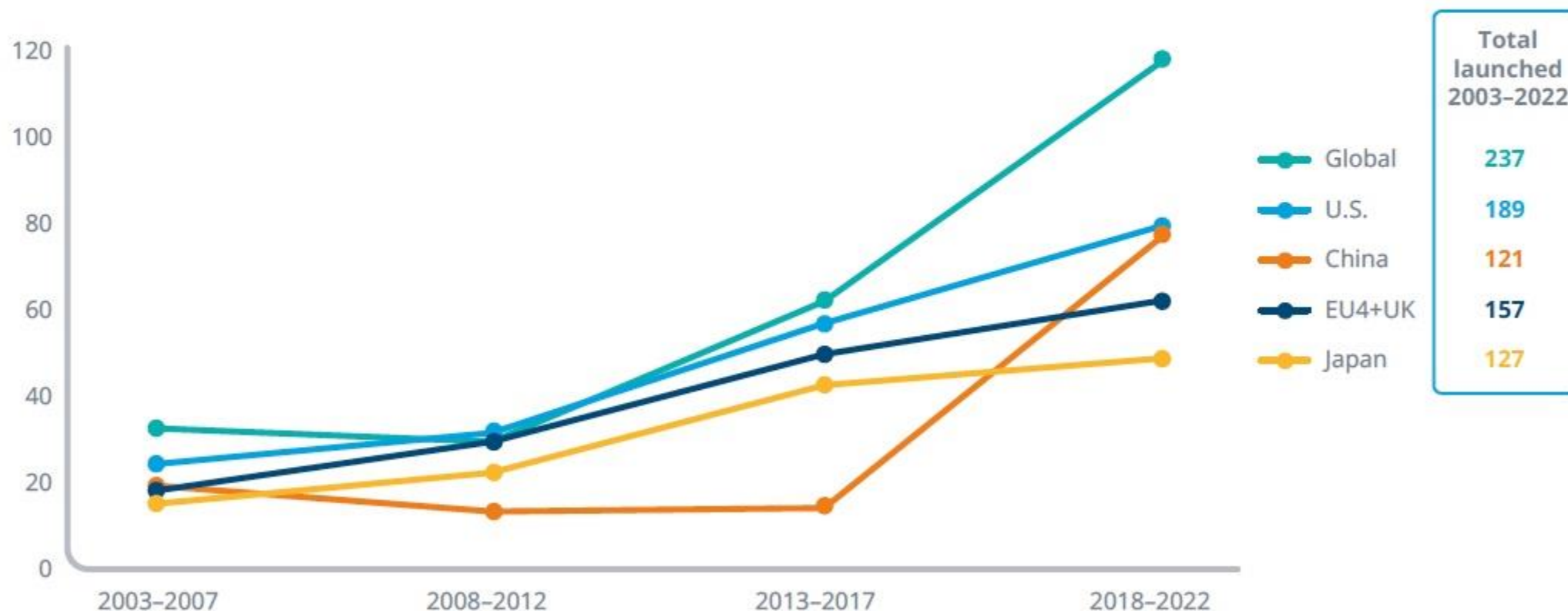


Source: IQVIA Institute, Apr 2023.



## A total of 115 oncology NASs have launched globally in the past 5 years and 237 over 20 years with large geographic variations

Exhibit 26: Number of oncology novel active substances launched globally and in selected countries

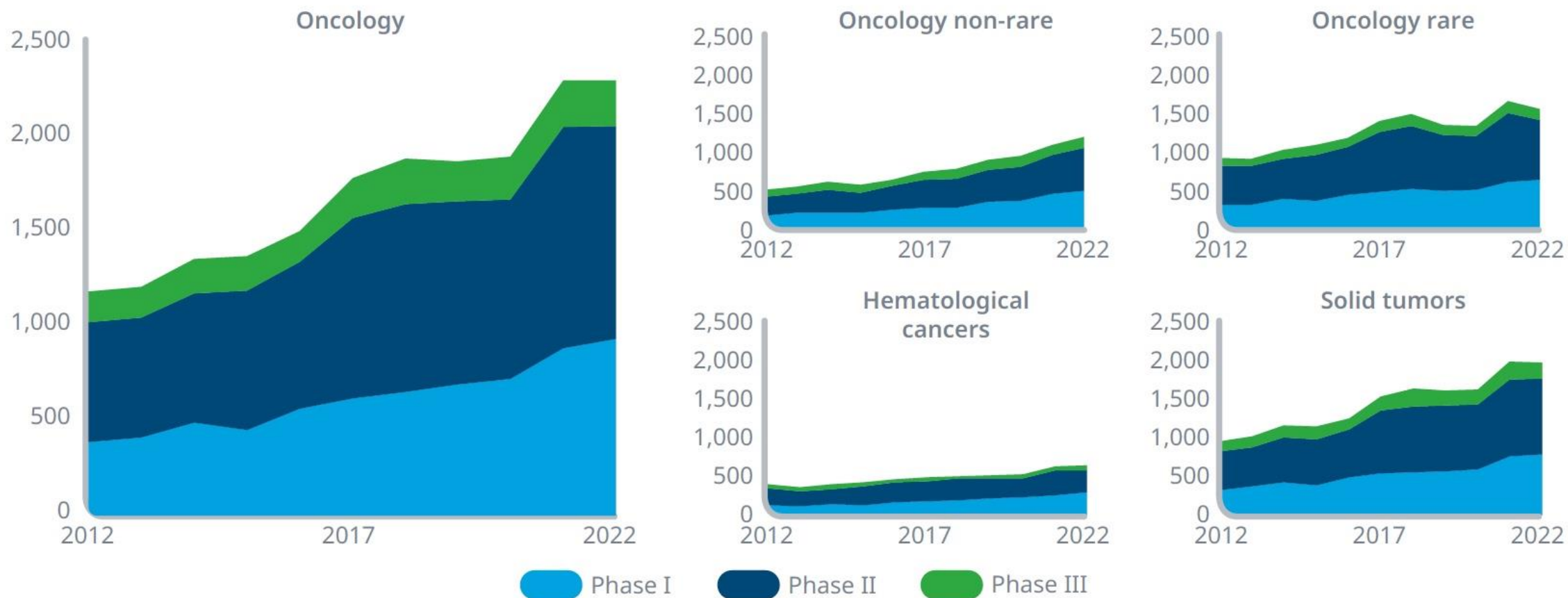


E COMO ANDA A  
PESQUISA NO MUNDO?



# Oncology trial starts remained at historically high levels in 2022, up 22% from 2018 and primarily focused on rare cancers

Exhibit 1: Clinical trial starts by year, 2012-2022



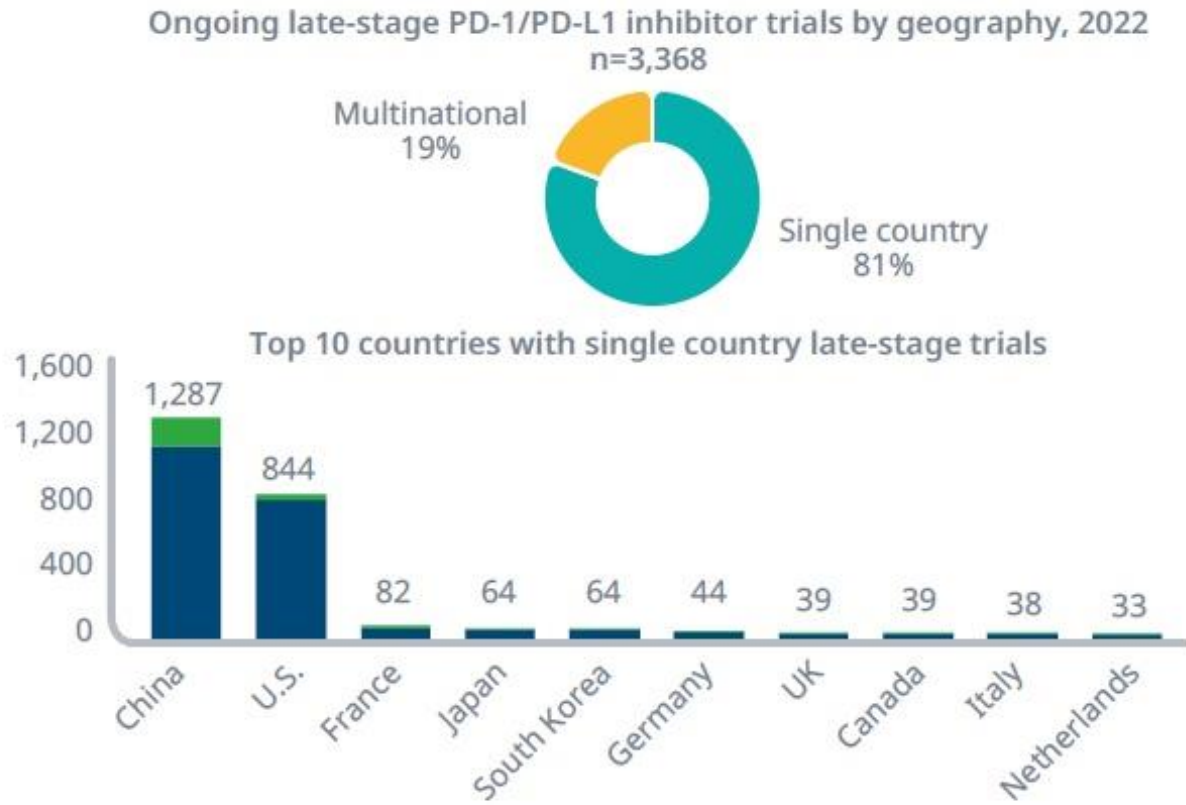
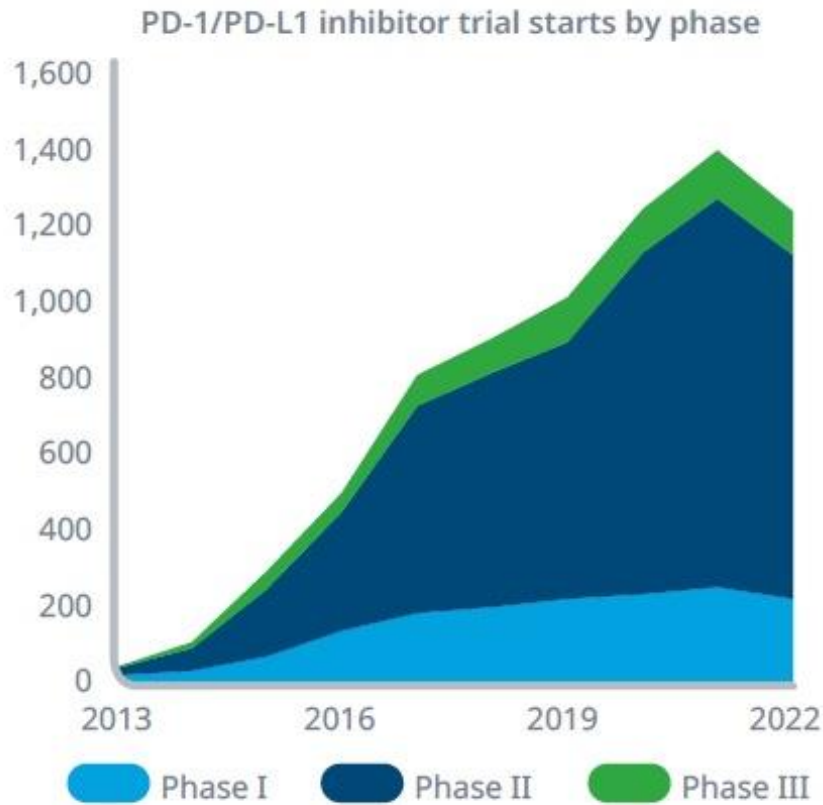
Source: Citeline Trialrove, IQVIA Institute, Jan 2023.

# **Estudos avaliando Inibidores PD-1/PD-L1**

**China é responsável por 1.287 dos  
mais de 3.000 estudos mais  
avançados**

# PD-1/PD-L1 inhibitor trial starts grew 54% over the last 5 years with 81% of ongoing late-stage trials in single countries

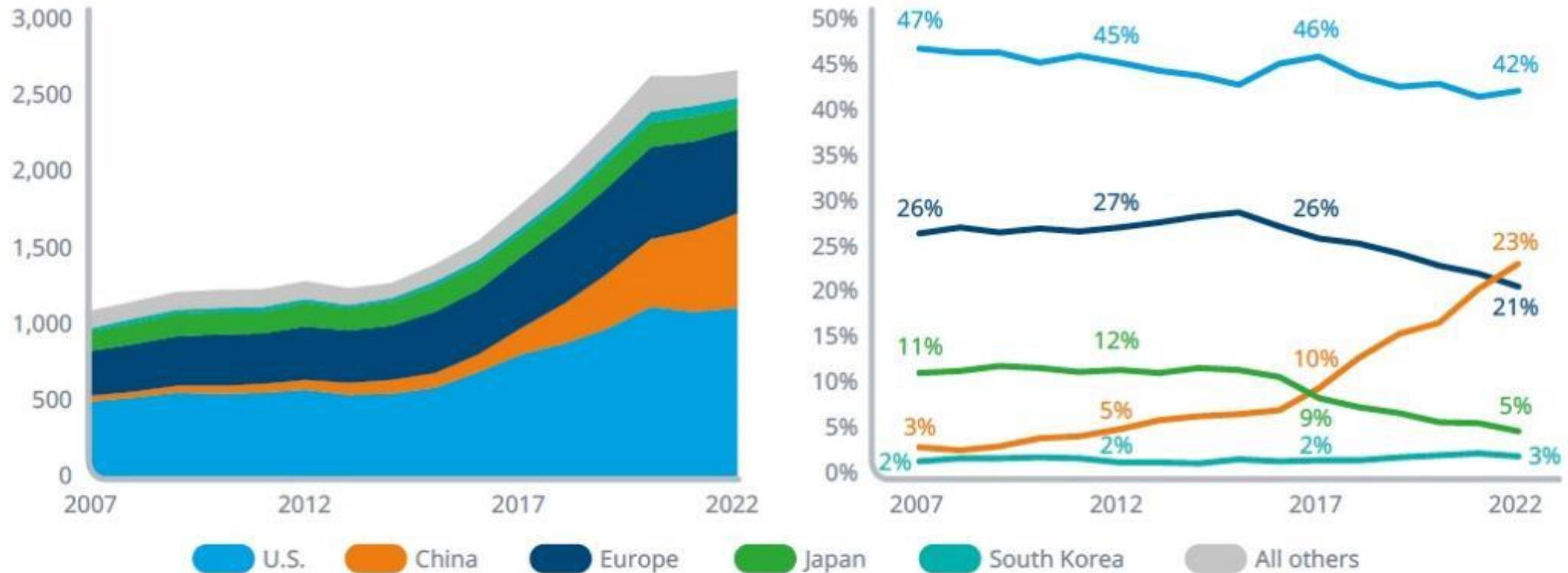
Exhibit 5: PD-1/PD-L1 inhibitor trial starts by phase and ongoing trials by geography



Source: Citeline Trialstrove, IQVIA Institute, Apr 2023.

## Drugs from China-headquartered companies have risen to 23% of the oncology pipeline from only 5% a decade ago

Exhibit 3: Number of oncology drugs over time and country share of pipeline Phase I to regulatory submission based on company headquarters location, 2007-2022



Source: IQVIA Pipeline Intelligence, Dec 2022; IQVIA Institute, Apr 2023.

# Total non-COVID-19 clinical trial starts decreased by 1% in 2022, while still 8% above the 2019 level

Exhibit 18: Total number of clinical trial starts by phase, 2012-2022



Source: Citeline Trialtrove, Jan 2023.

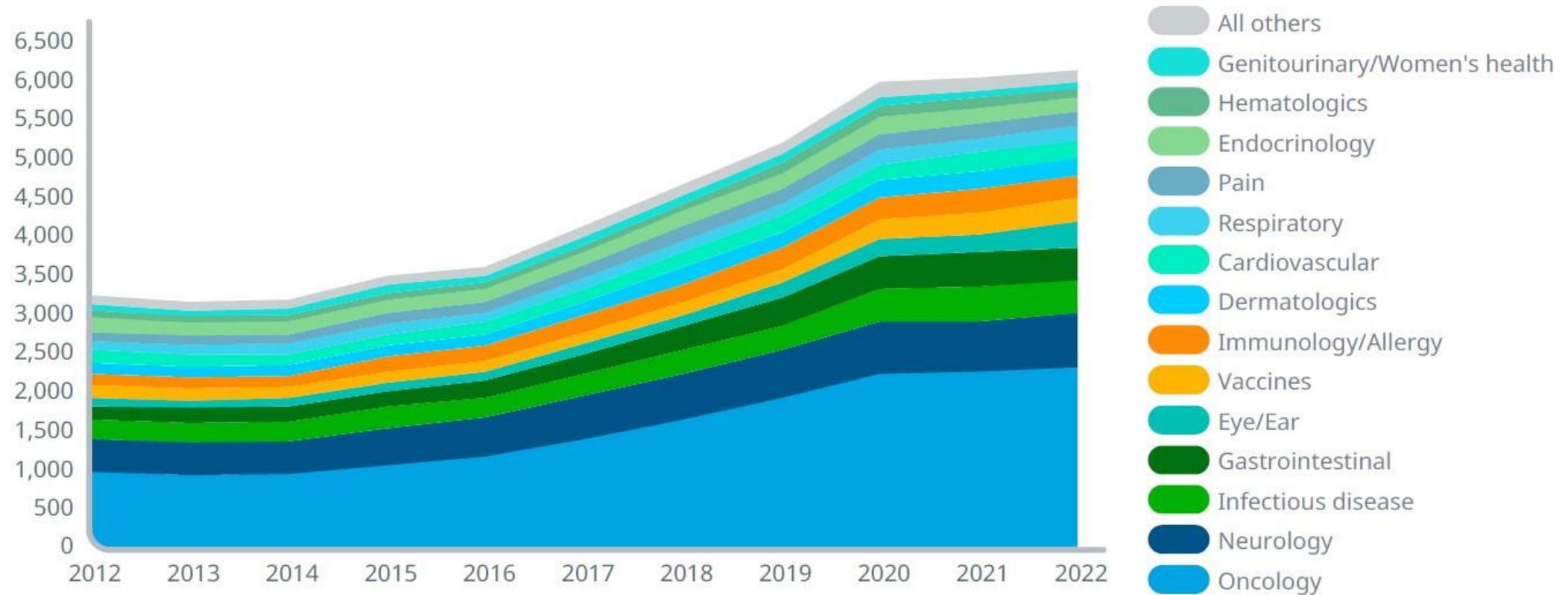
QUAL O TAMANHO DO  
PIPELINE DE DROGAS?





# Growth in the clinical pipeline has remained flat since 2020, although 49% above 2017 levels

Exhibit 8: Number of pipeline products Phase I to regulatory submission by therapeutic drug class, 2012–2022



Source: IQVIA Pipeline Intelligence, Dec 2022; IQVIA Institute, Jan 2023.

# ALOCAÇÃO EFICIENTE DE RECURSOS

## Gastos com Cancer na UE - 1995 a 2018

Year	1995	2005	2010	2014	2018
<b>GASTO COM CÂNCER % GASTO TOTAL EM SAÚDE</b>	<b>5.90%</b>			<b>6.10%</b>	<b>6.20%</b>
<b>GASTO COM MEDICAMENTOS % GASTO TOTAL COM CÂNCER</b>		<b>12%</b>	<b>20%</b>	<b>23%</b>	<b>31%</b>

The Cost of Cancer in Europe 2018. European Journal of Cancer. Thomas Hofmarcher et al. Feb 2020

The Cost and Burden of Cancer in the European Union 1995-2014. European Journal of Cancer. Bengt Jonsson

# PERGUNTAS



**Em 2022 o custo mediano das drogas lançadas nos Estados Unidos foi de**

**US\$ 222,000**

**R\$ 1.110.000**

**Droga para diabetes (Novembro 2022)**

**US\$ 194,000**

**R\$ 970.000**

# Estados Unidos \_ DOENÇAS RARAS

- **Hengenix**                      **CSL Boehring**                      **Hemofilia**
  - **US\$ 3,5 Milhões de Dólares****2022 \_ novembro**
  
- **Zolgensma**                      **Novartis**                      **Atrofia Muscular Espinhal**
  - **US\$ 2,1 Milhões de dólares****2019**
  
- **Zynteglo**                      **Bluebird Bio**                      **Betatalassemia**
  - **US\$ 2,8 Milhões de dólares****2022**

**Droga para Atrofia Muscular de Duchenne  
Medicamento Elevidys  
(Sarepta's Gene Therapy)**

**Aprovada de forma condicional em junho 2023**

**Valor: US\$ 3.2 Million dollars**