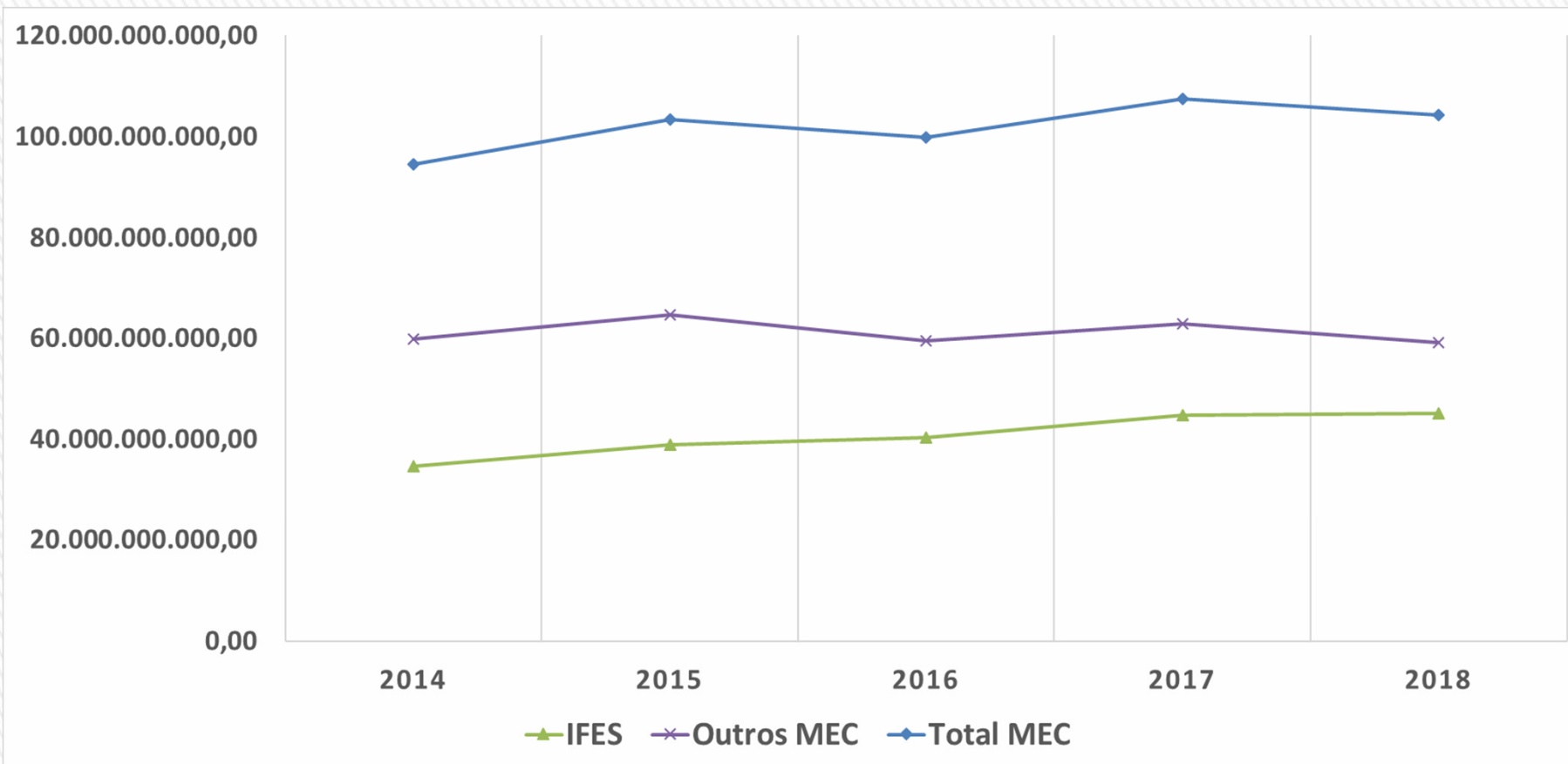


Financiamento das Universidades Federais 2008 a 2018

Brasília, outubro de 2017

Os recursos presentes nas LOAs
2010-2016, a preços de janeiro
de 2017, corrigidos pelo IPCA

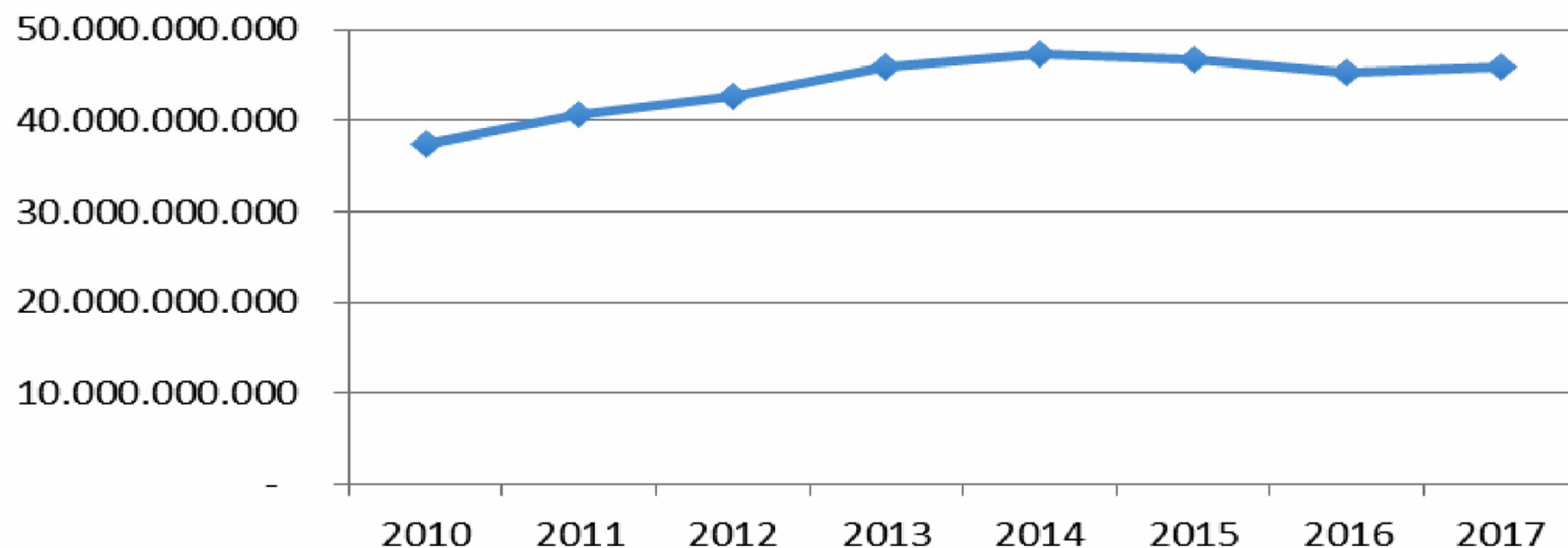
Orçamento Total – MEC



Orçamento	2014	2015	2016	2017	2018
IFES	34.650.095.850,00	38.823.200.219,00	40.371.925.211,00	44.690.490.513,00	45.140.685.625,00
Outros MEC	59.840.515.670,00	64.540.086.880,00	59.416.959.529,00	62.826.918.433,00	59.130.969.501,00
Total MEC	94.490.611.520,00	103.363.287.099,00	99.788.884.740,00	107.517.408.946,00	104.271.655.126,00

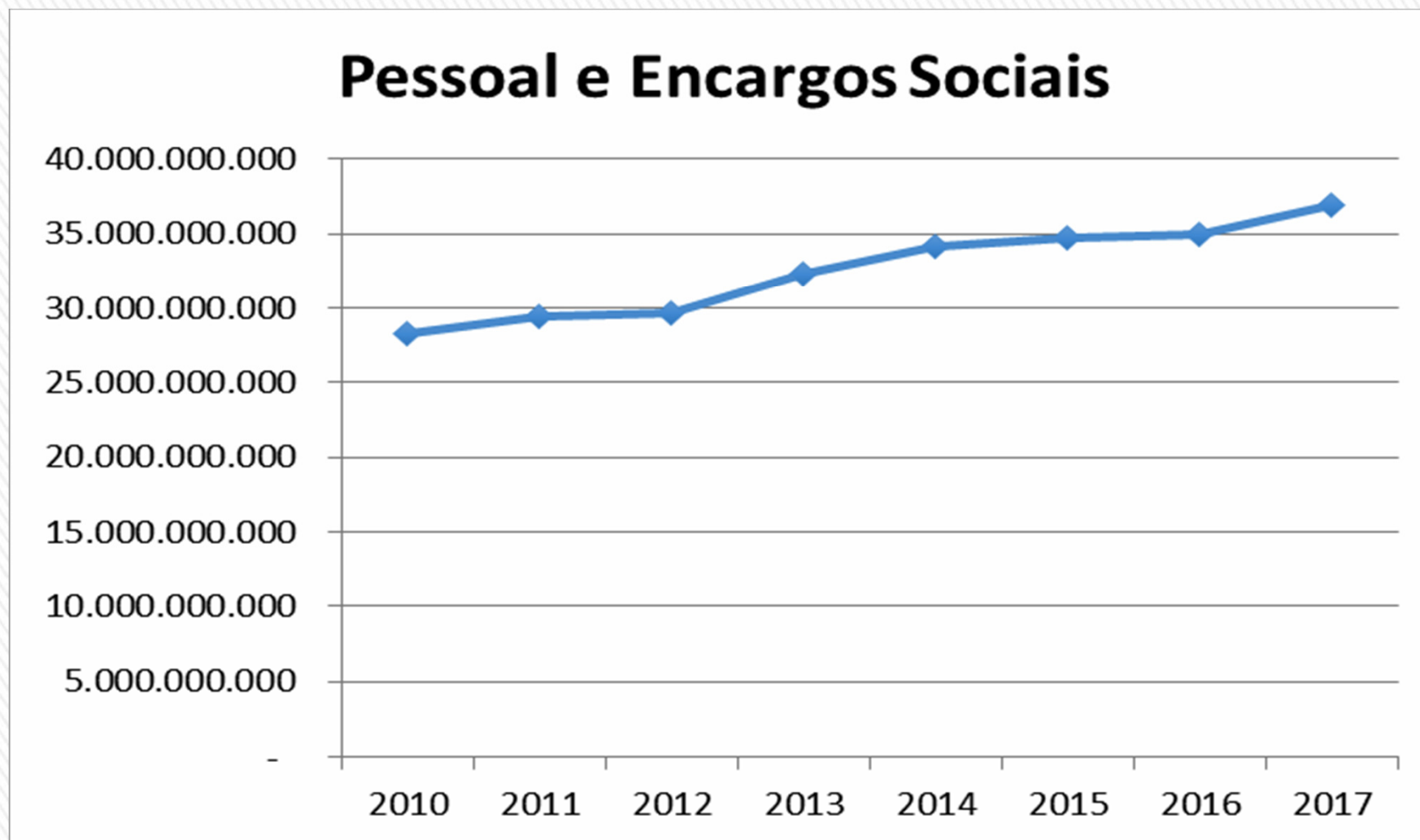
Recursos totais, todas as fontes, previstos nas LOAs

Valores previstos nas LOAs em valores em R\$, a preços de janeiro de 2017, corrigidos pelo IPCA



Fonte: www.camara.gov.br (LOAs)

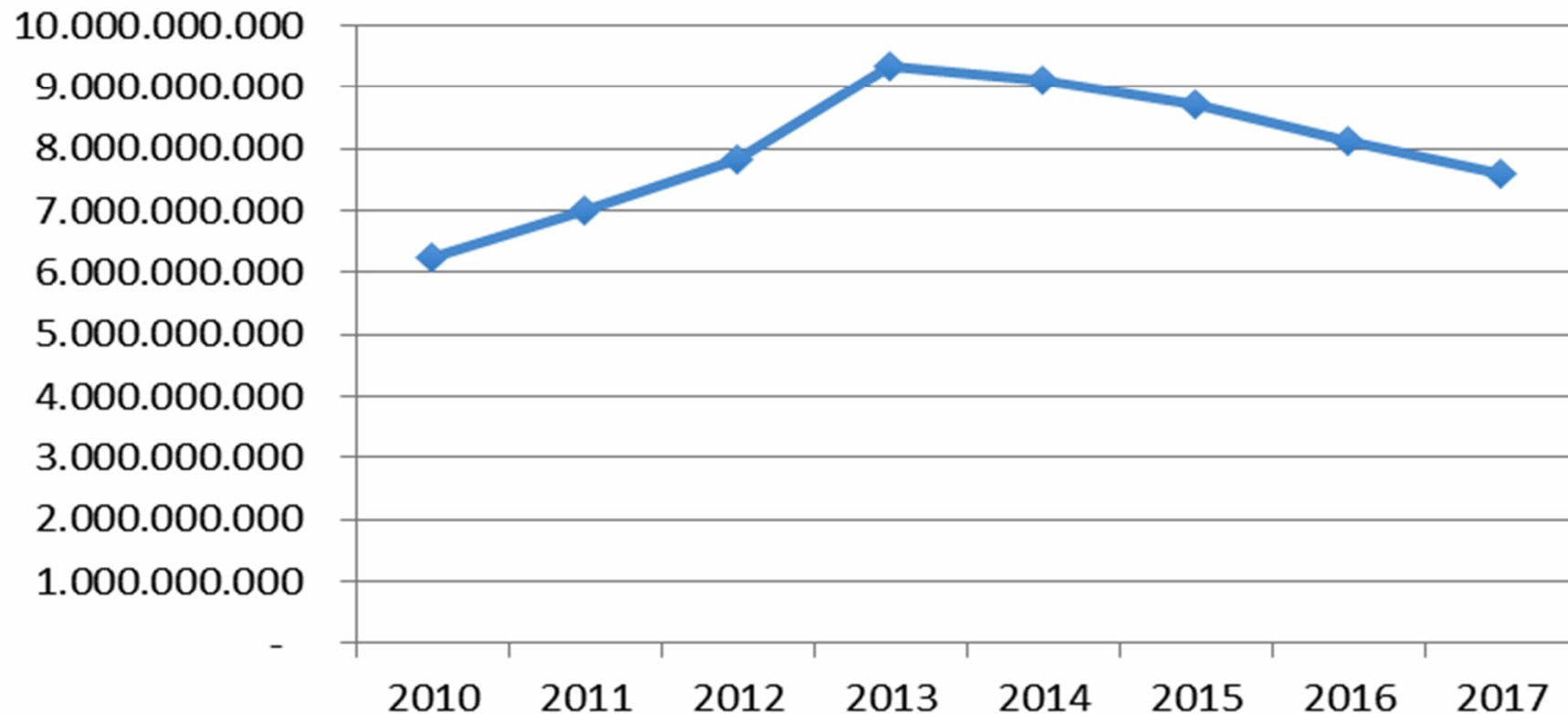
Pessoal e Encargos Sociais nas LOAs



Fonte: www.camara.gov.br (LOAs)

Outras Despesas Correntes (ODC) nas LOAs

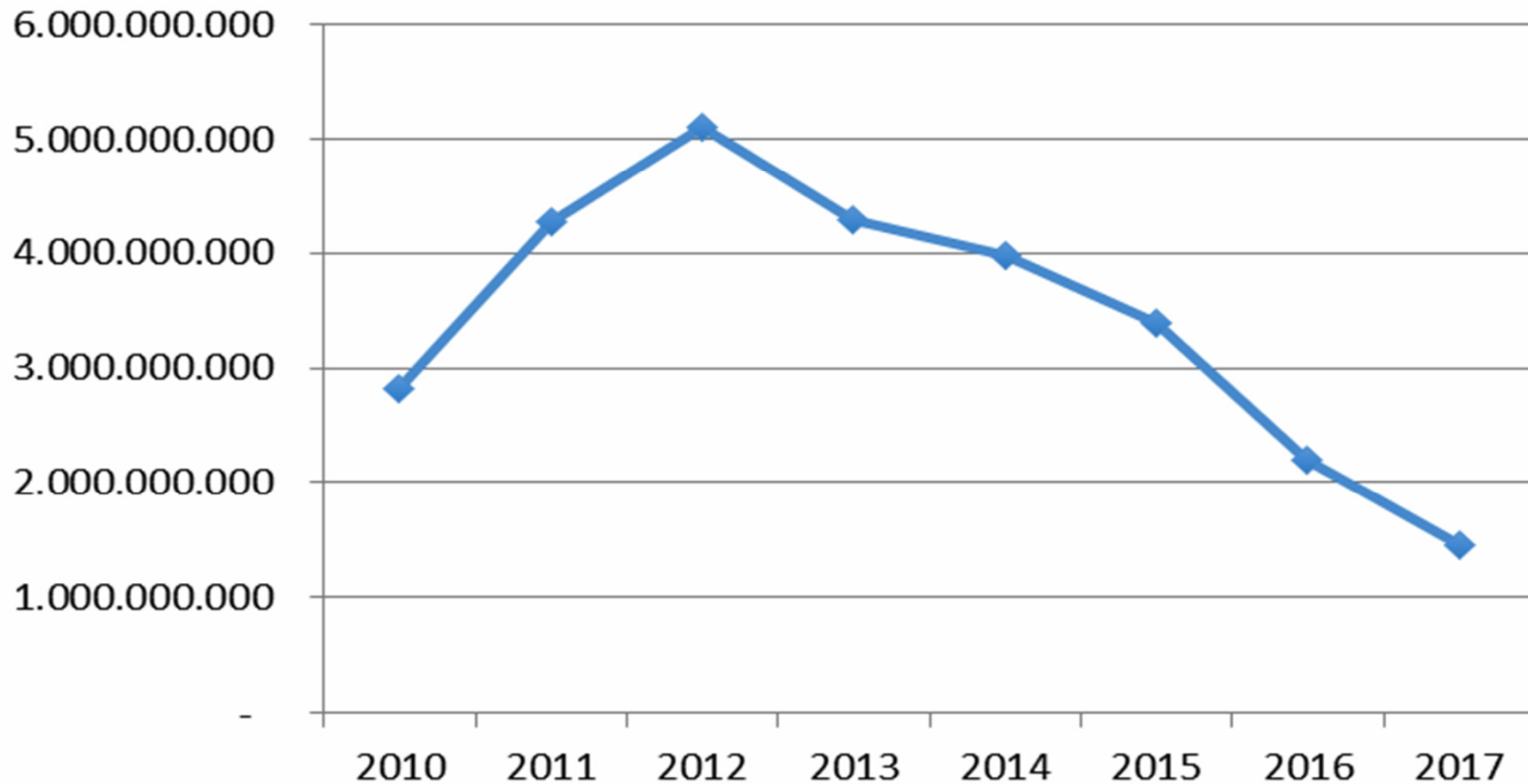
Outras Despesas Correntes, todas as fontes



Fonte: www.camara.gov.br (LOAs)

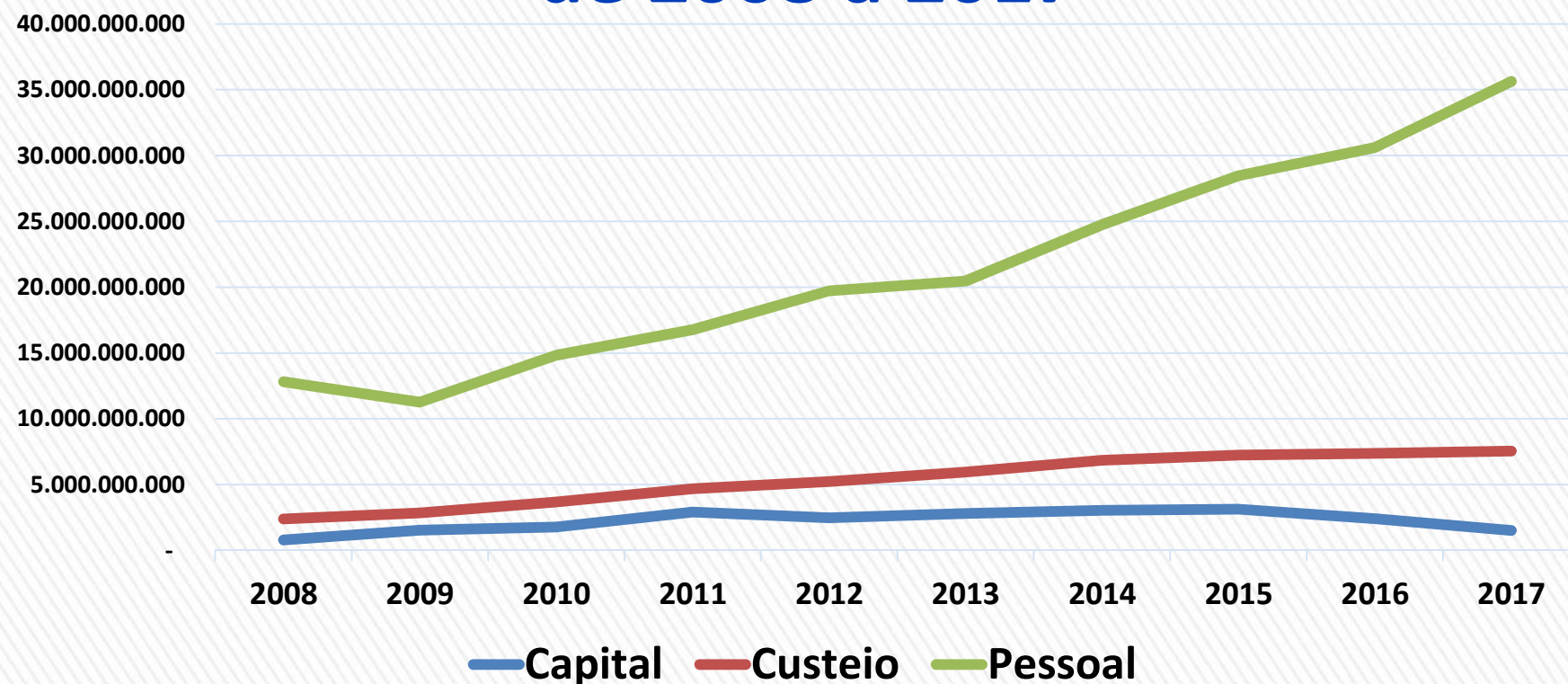
Investimento (INV) nas LOAs

Investimento, todas as fontes



Fonte: www.camara.gov.br (LOAs)

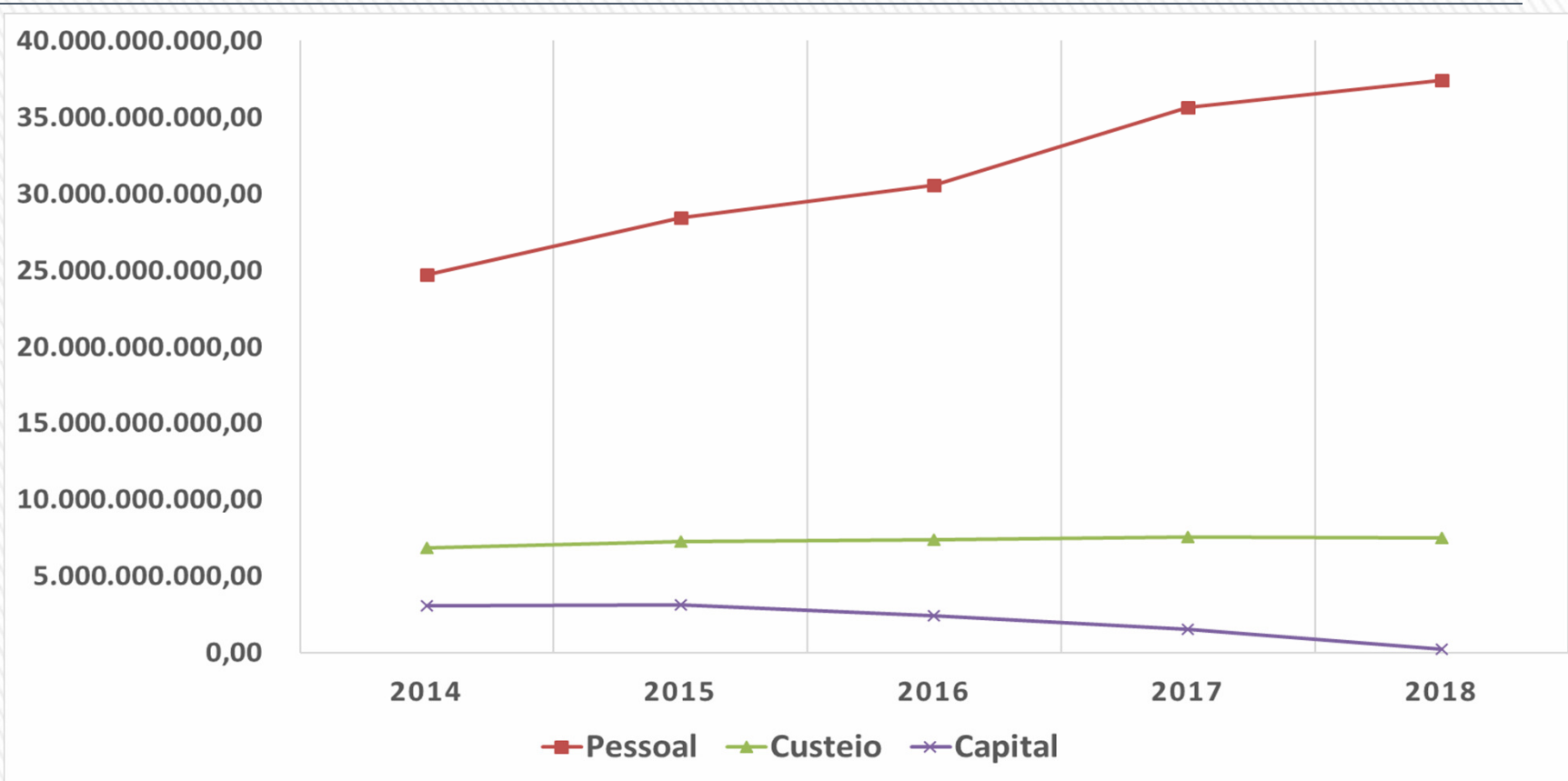
Orçamento das IFES: LOA de 2008 a 2017



	2008	2009	2010	2011	2012	2013	2014	2015	2016	2017
Capital	795.874	1.535.830	1.786.020	2.907.611	2.482.411	2.814.899	3.053.077	3.123.944	2.404.841	1.515.419
Custeio	2.383.145	2.856.990	3.691.696	4.676.981	5.229.320	5.962.704	6.850.503	7.245.025	7.371.920	7.541.298
Pessoal	12.810.968	11.266.260	14.833.012	16.779.428	19.722.123	20.457.376	24.746.516	28.454.232	30.595.165	35.633.773
Total	15.989.987	15.659.080	20.310.728	24.364.020	27.433.853	29.234.978	34.650.096	38.823.200	40.371.925	44.690.491

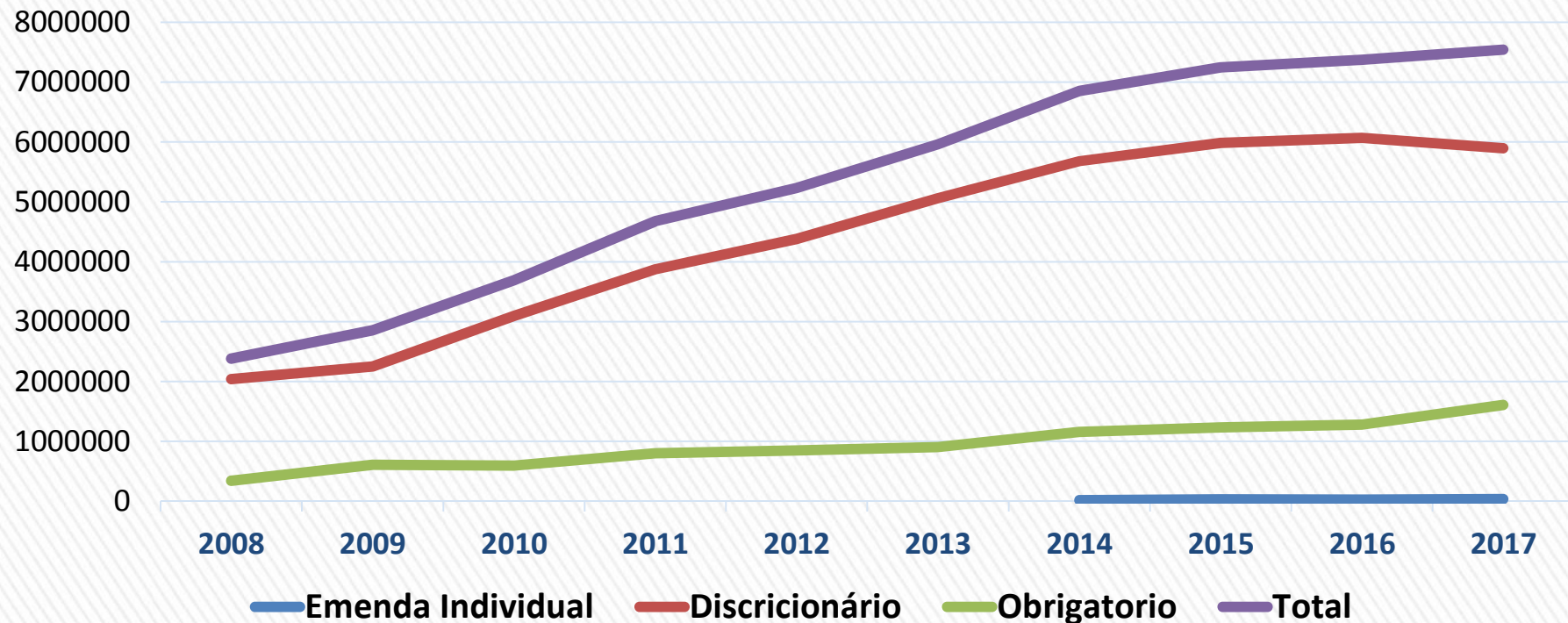
Em R\$ mil

Orçamento das IFES: de 2014 (LOA) a 2018 (PLOA)



GND	2014	2015	2016	2017	2018
Pessoal	24.746.516.456,00	28.454.231.533,00	30.595.165.029,00	35.633.772.956,00	37.423.696.131,00
Custeio	6.850.502.698,00	7.245.024.676,00	7.371.919.528,00	7.541.298.060,00	7.508.295.293,00
Capital	3.053.076.696,00	3.123.944.010,00	2.404.840.654,00	1.515.419.497,00	208.694.201,00
Total	34.650.095.850,00	38.823.200.219,00	40.371.925.211,00	44.690.490.513,00	45.140.685.625,00

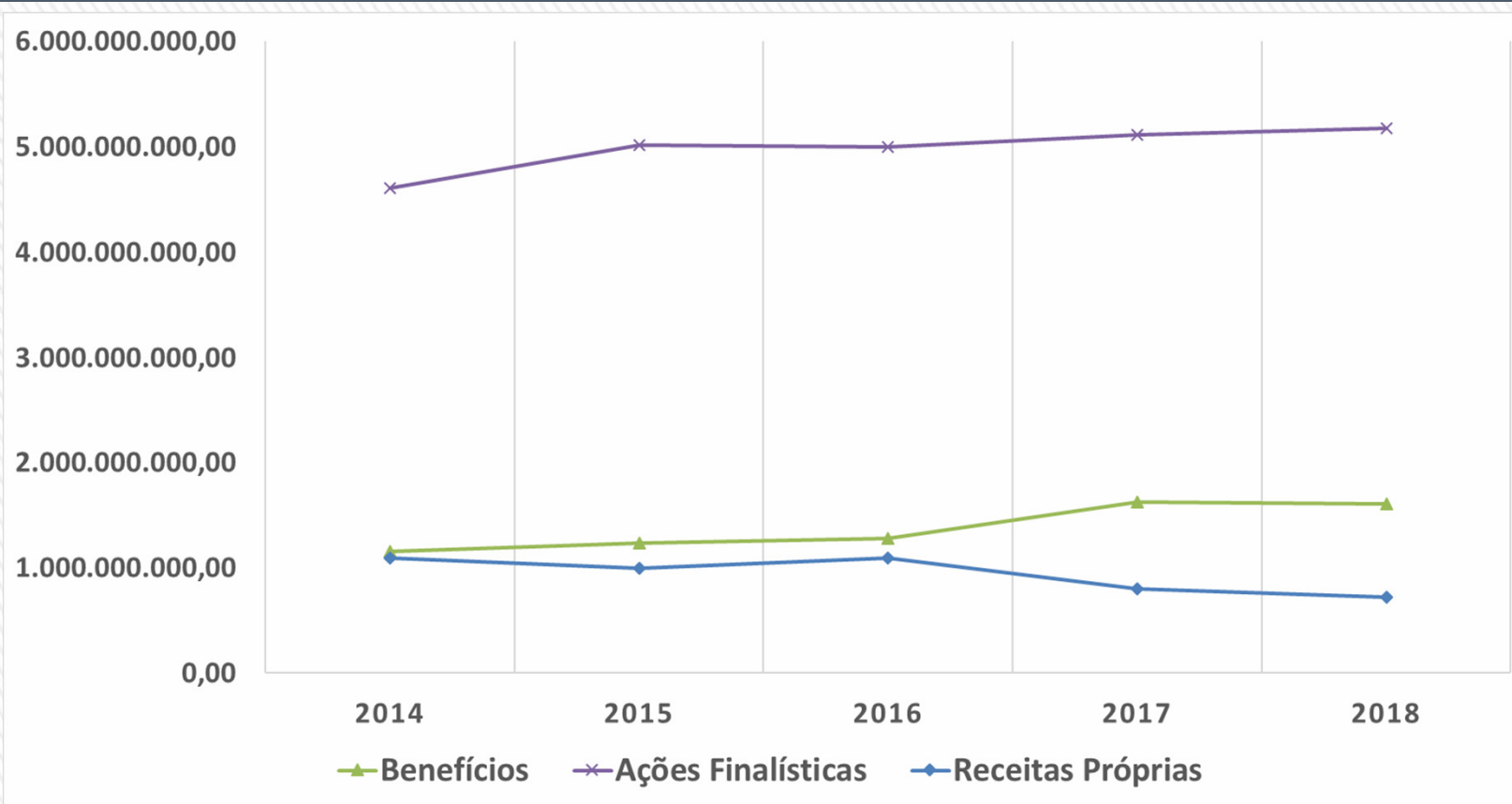
Orçamento de Custeio das IFES: LOA de 2008 a 2017



Custeio	2008	2009	2010	2011	2012	2013	2014	2015	2016	2017
EmendaIndividual	-	-	-	-	-	-	16.456	29.454	26.113	37.994
Discricionário	2.040.020	2.248.869	3.095.370	3.875.253	4.382.152	5.059.621	5.678.511	5.983.114	6.067.825	5.897.326
Obrigatório	343.125	608.121	596.326	801.728	847.167	903.083	1.155.535	1.232.456	1.277.982	1.605.978
Total	2.383.145	2.856.990	3.691.696	4.676.981	5.229.320	5.962.704	6.850.503	7.245.025	7.371.920	7.541.298

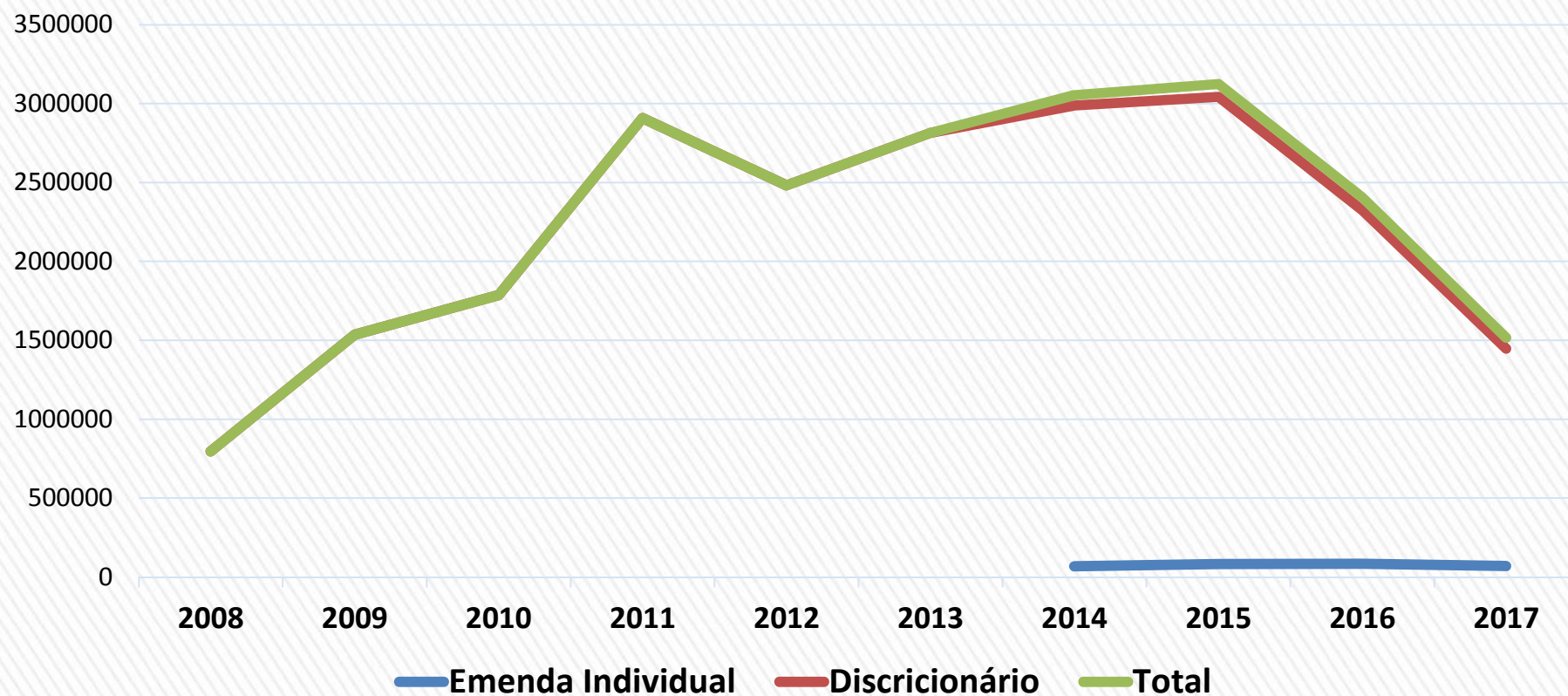
Em R\$ mil

Orçamento de Custeio das IFES: de 2014 (LOA) a 2018 (PLOA)



Custeio	2014	2015	2016	2017	2018
Benefícios	1.155.535.252,00	1.232.456.125,00	1.280.095.794,00	1.621.607.831,00	1.604.579.128,00
Ações Finalísticas	4.604.658.313,00	5.015.103.766,00	5.001.236.052,00	5.116.939.531,00	5.179.300.402,00
Receitas Próprias	1.090.309.133,00	997.464.785,00	1.090.587.682,00	802.750.698,00	724.415.763,00
Total	6.850.502.698,00	7.245.024.676,00	7.371.919.528,00	7.541.298.060,00	7.508.295.293,00

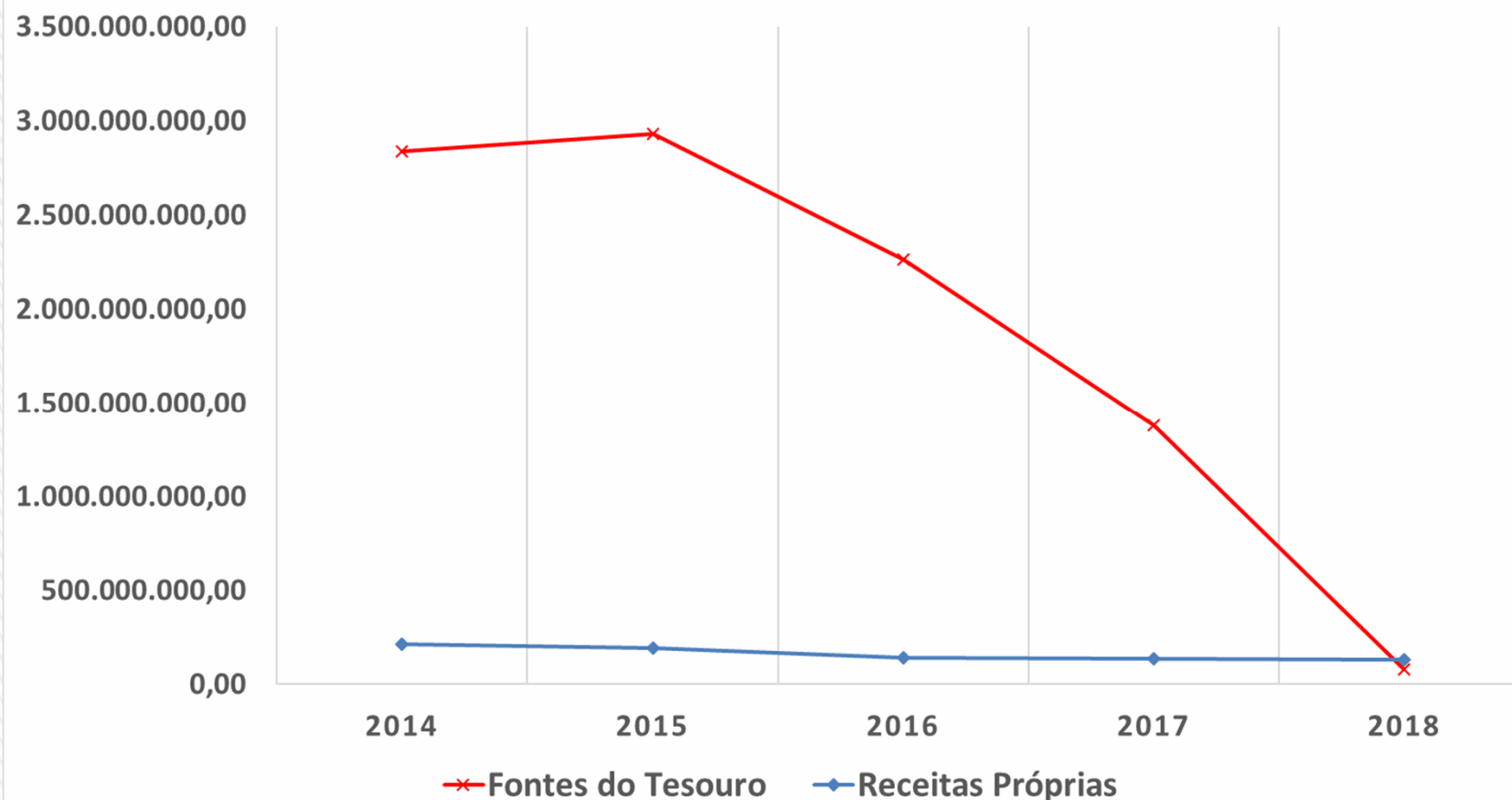
Orçamento de Capital das IFES: LOA de 2008 a 2017



	2008	2009	2010	2011	2012	2013	2014	2015	2016	2017
Emenda Individual							65.691	81.330	82.828	68.120
Discricionário	795.874	1.535.830	1.786.020	2.907.611	2.482.411	2.814.899	2.987.386	3.042.614	2.322.013	1.447.299
Total	795.874	1.535.830	1.786.020	2.907.611	2.482.411	2.814.899	3.053.077	3.123.944	2.404.841	1.515.419

Em R\$ mil

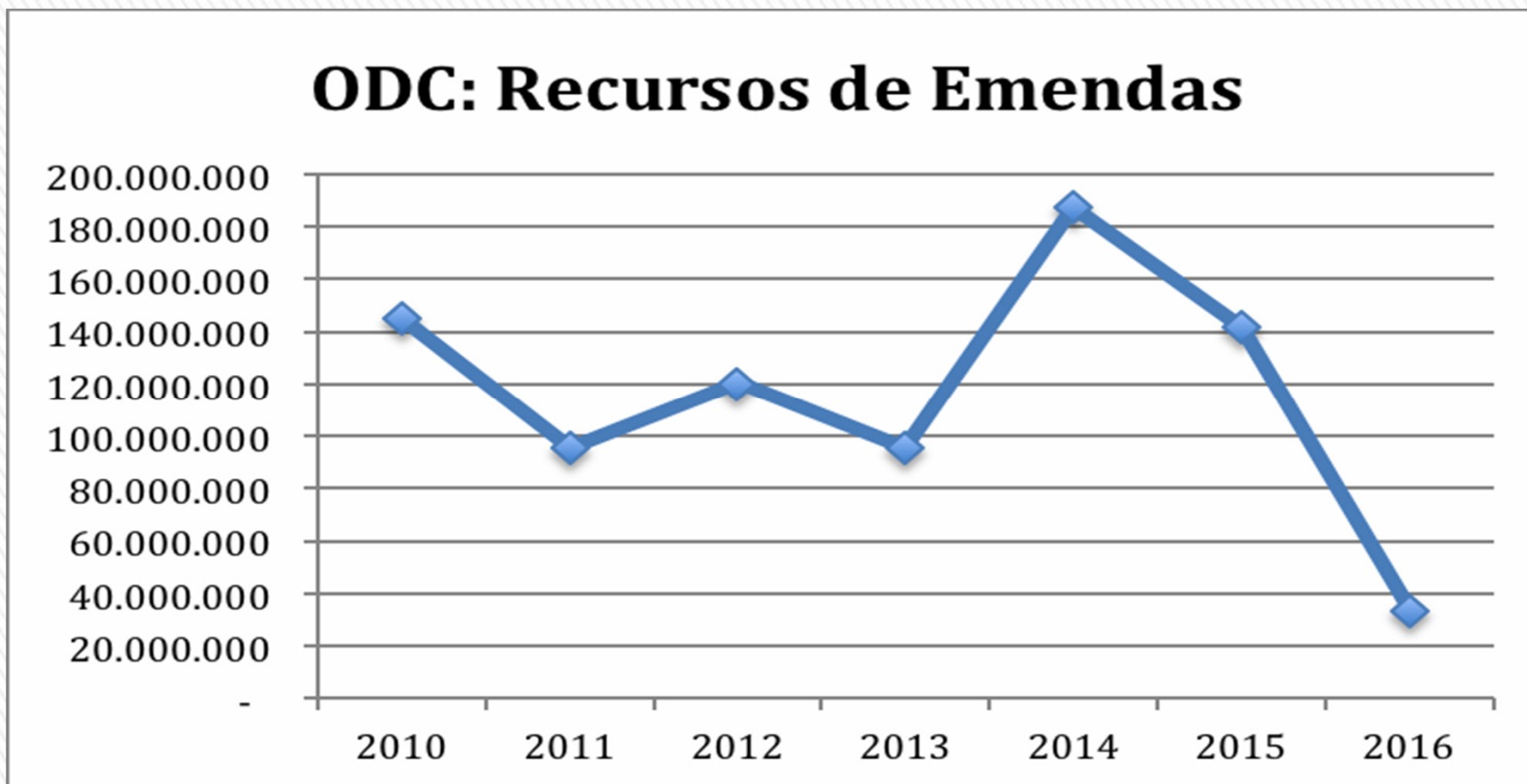
Orçamento de Capital das IFES: de 2014 (LOA) a 2018 (PLOA)



Capital	2014	2015	2016	2017	2018
Fontes do Tesouro	2.838.519.973,00	2.930.507.289,00	2.263.105.615,00	1.379.927.202,00	79.959.977,00
Receitas Próprias	214.556.723,00	193.436.721,00	141.735.039,00	135.492.295,00	128.734.224,00
Total	3.053.076.696,00	3.123.944.010,00	2.404.840.654,00	1.515.419.497,00	208.694.201,00

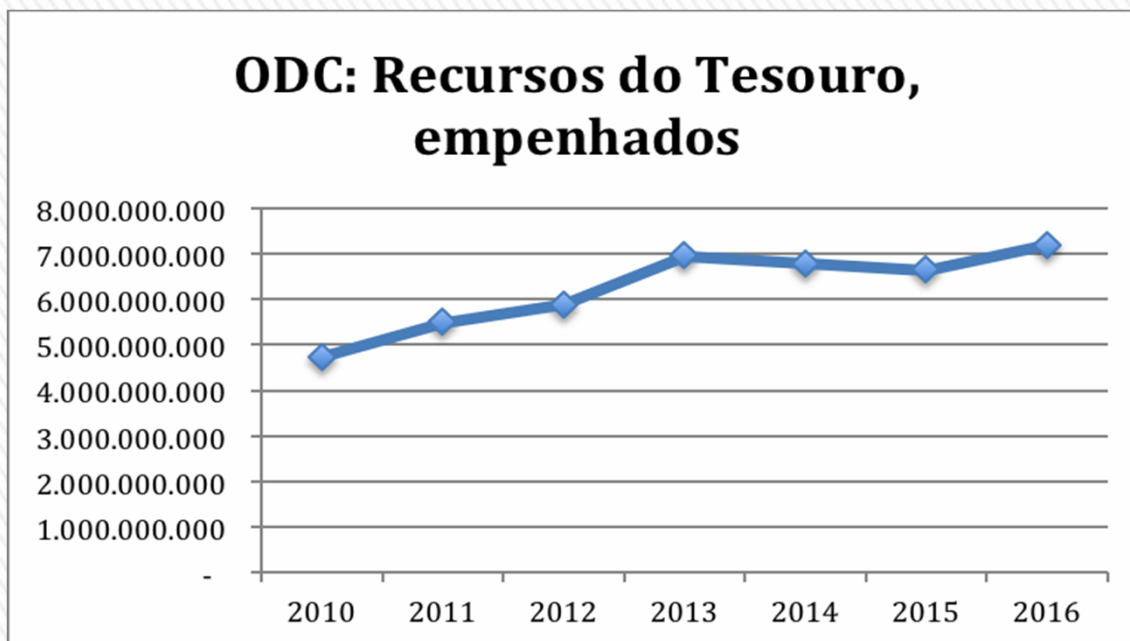
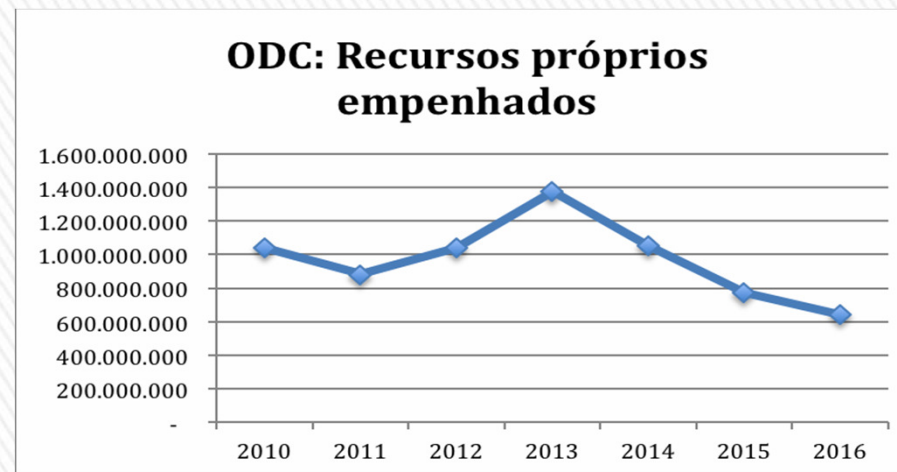
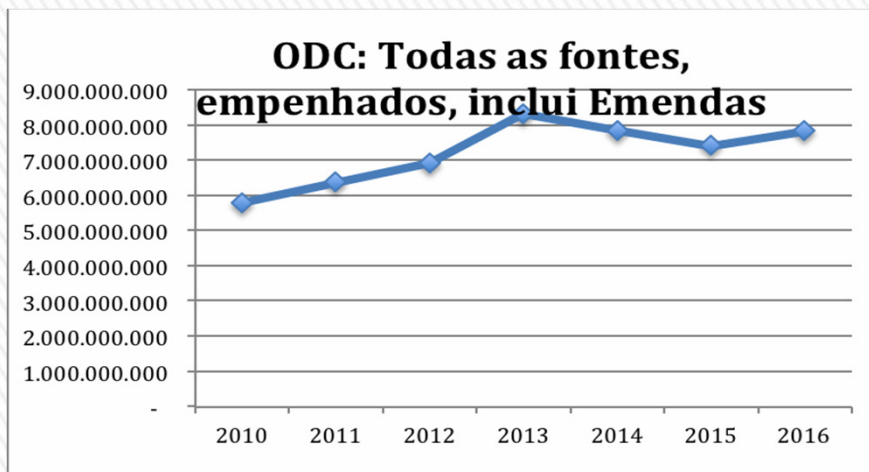
**Os recursos de
Outras Despesas Correntes (ODC)
e Investimento (INV), empenhados**

Emendas que constam da LOA autorizada pelo Congresso Nacional (autógrafo) para ODC



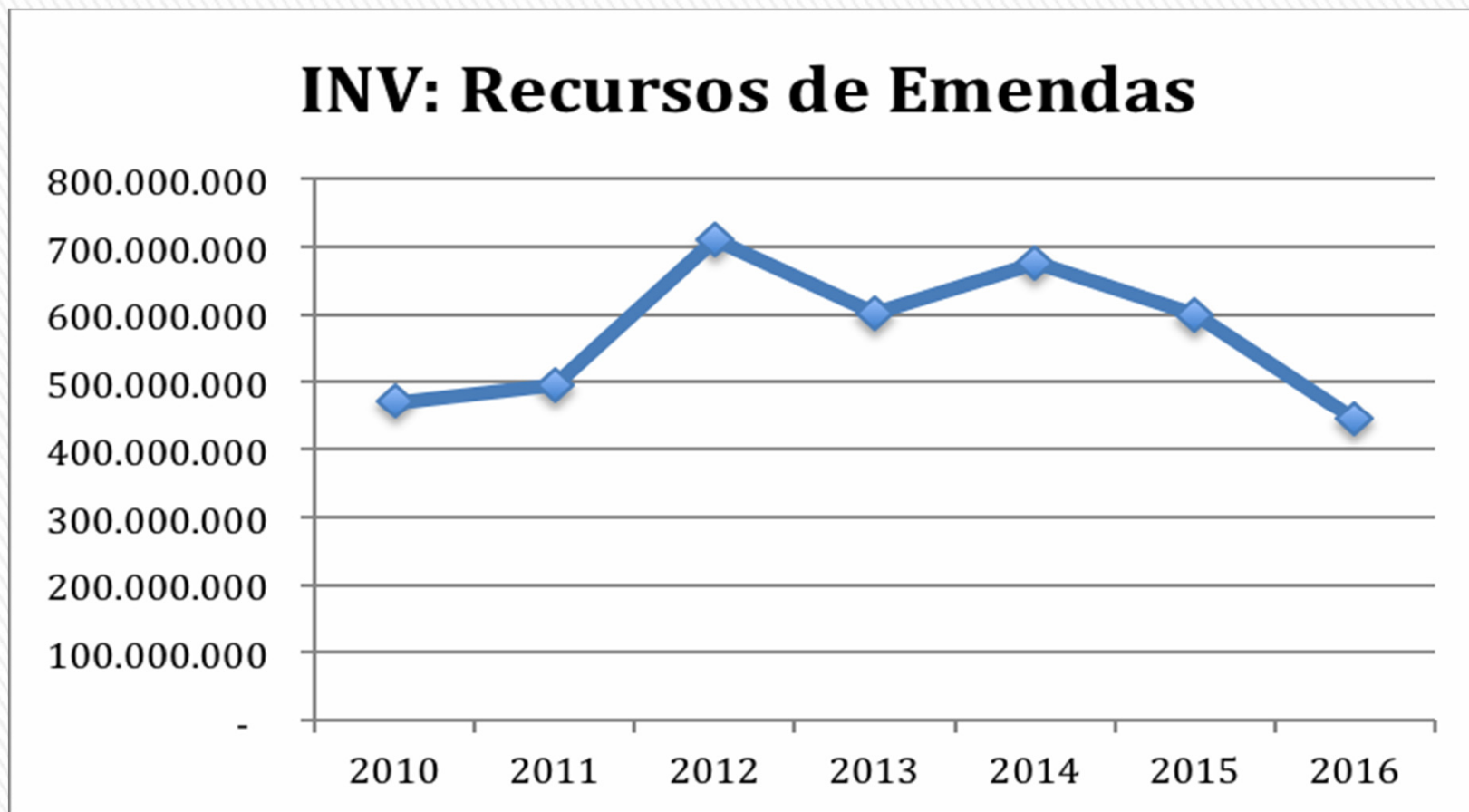
Fonte: www.camara.gov.br (autógrafo)

Outras Despesas Correntes



Fonte: www.camara.gov.br (LOAs)

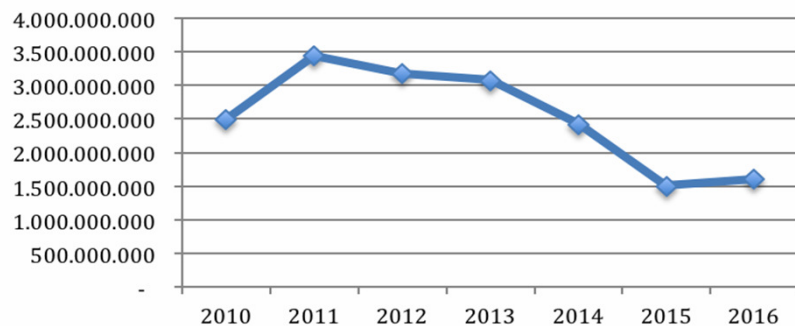
Emendas que constam da LOA autorizada pelo Congresso Nacional (autógrafo) para ODC



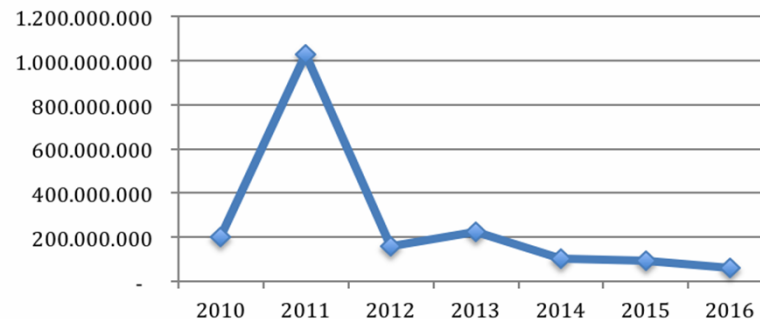
Fonte: www.camara.gov.br (autógrafo)

Investimento

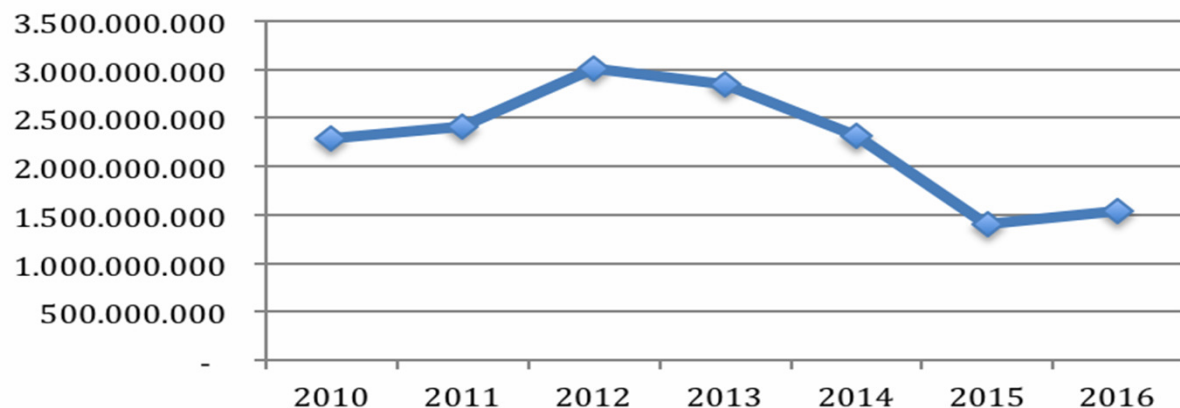
INV: Todas as fontes, empenhados, inclui emendas



INV: Recursos Próprios, empenhados



INV: Recursos do Tesouro, empenhados



Fonte: www.camara.gov.br (LOAs)

LOA 2017 x PLOA 2018

Orçamento	2017	2018	2018/2017
Pessoal	R\$ 35.633.772.956	R\$ 37.423.696.131	5,02%
Custeio	R\$ 7.541.298.060	R\$ 7.508.295.293	-0,44%
Investimentos	R\$ 1.515.419.497	R\$ 208.694.201	-86,23%
TOTAL	R\$ 44.690.490.513	R\$ 45.140.685.625	1,01%



Custeio

LOA 2017 x PLOA 2018

Custeio	2017	2018	2018/2017
Benefícios	1.621.607.831	1.604.579.128	-1,05%
Ações Finalísticas	5.116.939.531	5.179.300.402	1,22%
Receitas Próprias	802.750.698	724.415.763	-9,76%
Total	7.541.298.060	7.508.295.293	-0,44%



Capital

LOA 2017 x PLOA 2018

Capital	2017	2018	2018/2017
Fontes do Tesouro	1.379.927.202	79.959.977	-94,21%
Receitas Próprias	135.492.295	128.734.224	-4,99%
Total	1.515.419.497	208.694.201	-86,23%





Muito Obrigado

Reinaldo Centoducatte
reitor@ufes.br
